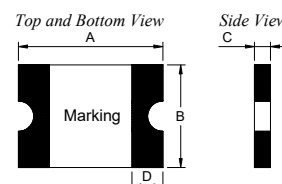


1、 Physical Dimensions(size of 1206)

Unit:mm

Part Number	A		B		C		D	Marking
	Min	Max	Min	Max	Min	Max		
NSMD110/16	3.00	3.40	1.40	1.80	0.90	1.40	0.25	T10



2、 Electrical Characteristics

Part Number	I _H (A)	I _T (A)	V _{max} (V)	I _{max} (A)	T _{trip} (Max time to trip)		Pd _{typ} (W)	R _{min} (Ω)	R _{1max} (Ω)
					Current(A)	Time(S)			
NSMD110/16	1.10	2.20	16	100	8.00	0.10	0.60	0.060	0.280

I_H: Holding Current: maximum current at which the device will not trip in 25°C still air.

I_T: Tripping Current minimum current at which the device will trip in 25°C still air.

V_{max}: Maximum voltage device can withstand without damage at rated current.

I_{max}: Maximum fault current device can withstand without damage at rated voltage.

T_{trip}: Maximum time to trip(s) at assigned current.

Pd_{typ}: Rated working power.

R_{min}: Minimum resistance of device prior to trip at 25°C.

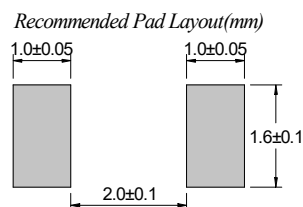
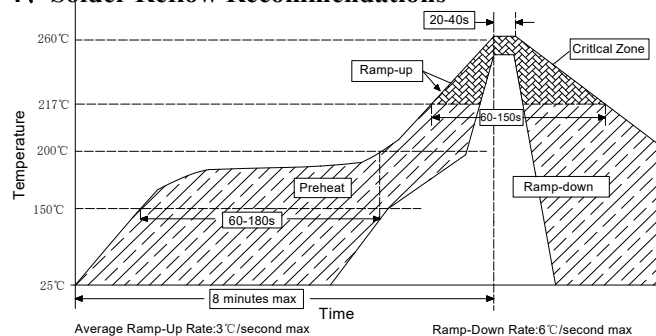
R_{1max}: Maximum resistance of device is measured one hours post reflow at 25°C.

Noted: All electrical function test is conducted after PCB mounted.

3、 Thermal Derating

NSMD110/16	Maximum ambient operating temperature								
	-40°C	-20°C	0°C	25°C	40°C	50°C	60°C	70°C	85°C
Hold Current(A)	1.64	1.46	1.30	1.10	0.92	0.83	0.80	0.65	0.52
Trip Current(A)	3.28	2.92	2.60	2.20	1.84	1.66	1.60	1.30	1.04

4、 Solder Reflow Recommendations



Notes: If reflow temperatures exceed the recommended profile, devices may not meet the performance requirements.

5、 Package Information

Packing quantity: 3500CS/Reel

Note: Reel packaging per EIA-481-1 standard